

Booking Trinity Morning Worship using the Internet — Crib Sheet

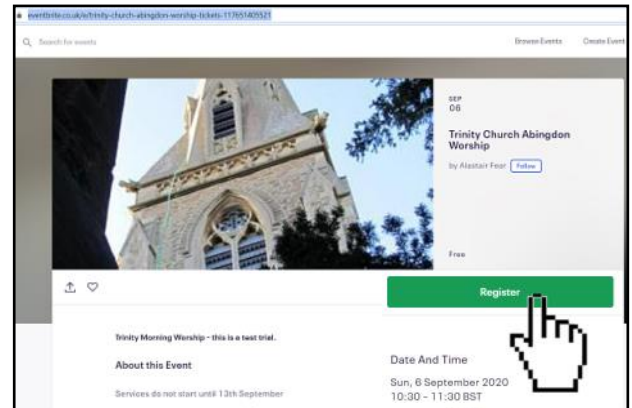
Start by clicking the web address for the date you want to book (or copy the address into a web browser like chrome or internet explorer). You will find it at <https://trinityabingdon.org.uk/> or on the emailed notices.

Hint: The web address looks like <https://www.eventbrite.co.uk/e/trinity-church-abingdon-worship-tickets-123456789>. The number on the end changes every week. Booking uses the popular Eventbrite system.

1) You should then see a booking screen for the date —>

Hint: If all places are booked you will see the words SOLD OUT and there will be no Register button.

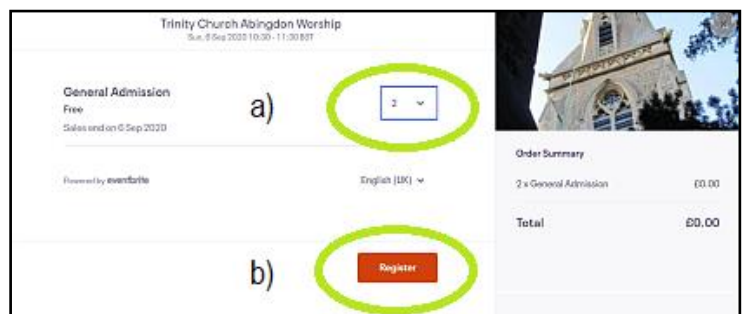
Click REGISTER to go to screen 2.



2a) Select the number of tickets you want.

Hint: This selection shows: 1,2,3... up to however many places remain.

2b) Click REGISTER to go to screen 3.



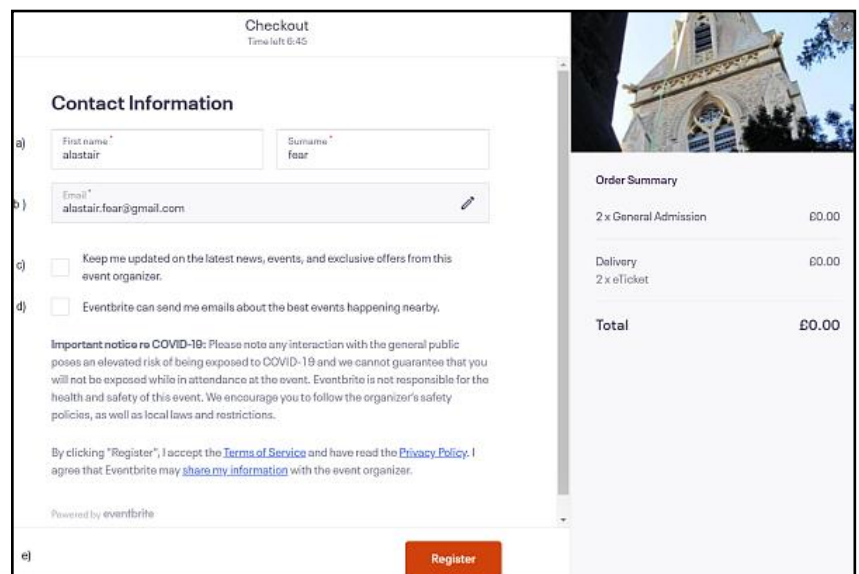
3a) fill in first and last name

3b) fill in email address

3c) do not click this box unless you want advertising emails

3d) do not click this box unless you want advertising emails

3e) click Register to go to screen 4



4) Check your email to see that your booking has worked

Hint: There is no need to view tickets, but you can if you want. A list of people who have booked can be printed from the church office and so there is no need to bring a ticket to church.

Going Further: If you book 1 place then need 2, please book 1 extra place in the same name. If you book 2 places then need 1, or want to cancel a booking then either ask the office for help or use the separate crib sheet at <https://trinityabingdon.org.uk/> telling you how to cancel and rebook.

